

AASHTOWare Pavement ME Design



Webinar 1 Summary Report Data Management in PMED v3 – Tenants, Libraries, and Workspaces

Presented By:



American Association of State Highway & Transportation Officials
444 North Capitol Street N.W., Suite 249
Washington, DC 20001
(202) 624-5800

And by:



Applied Research Associates, Inc.
100 Trade Centre Drive, Suite 200
Champaign, IL 61820

March 30, 2023

1 WEBINAR DELIVERY INFORMATION

Webinar Title: Data Management in PMED v3.0 - Tenants, Libraries, and Workspaces

Webinar Delivered on: August 16th, 2022

Webinar Delivery Time: 10AM to 12 Noon, Central Standard Time

Webinar Length: 120 minutes including Questions and Answers

Webinar Registrants: 108

Webinar Attendees: 59

2 WEBINAR SUMMARY

The goal of this webinar was to demonstrate how to access and use the tenant related controls for tenants, libraries, and workspaces. The webinar focused on how to set up these data control components of the web application and how to effectively utilize them at the user's agency.

The webinar was moderately attended with good interaction between the presenters and the audience. Many good questions were asked, and the ARA team attempted to answer all questions in real time if possible. Questions that were not answered were addressed offline and posted on www.me-design.com. All questions and answers are included at the end of this webinar report.

3 WEBINAR OBJECTIVE

Demonstrate how to effectively utilize tenants, libraries, and workspaces in PMED v3.

4 WEBINAR LEARNING OBJECTIVES OR OUTCOMES

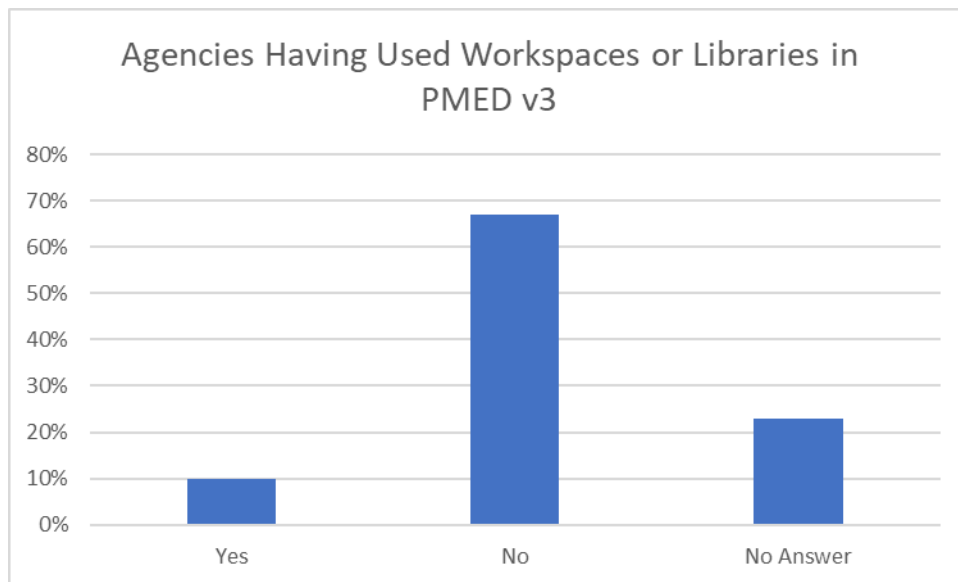
The learning outcomes for this webinar will help users to:

1. Be able to define tenants, libraries, and workspaces in PMED.
2. Understand how tenants, libraries, and workspaces are related to each other, and how they are used in the application
3. How to access and manage a tenant.
4. How to add new users to your tenant.
5. Defining and assigning PMED policies to users and groups.

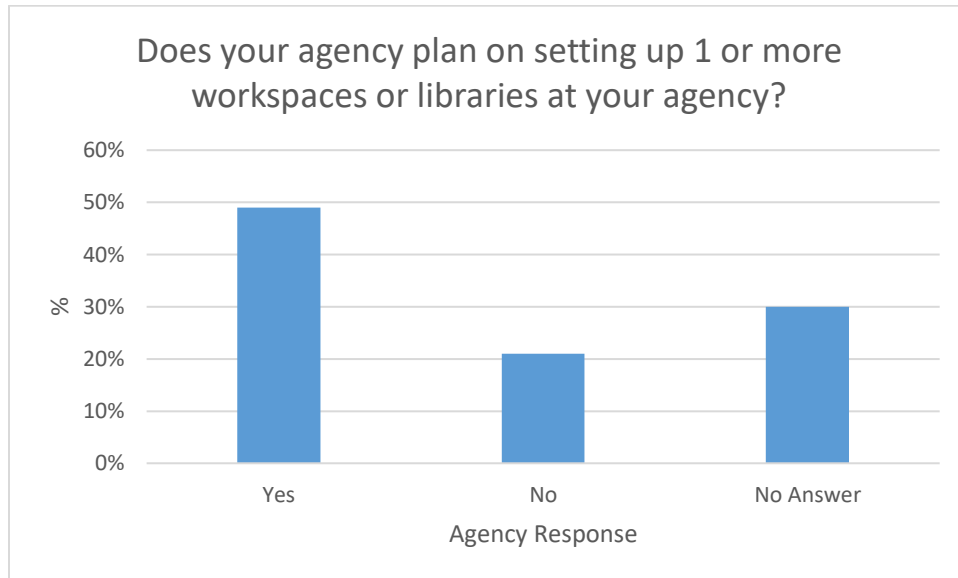
6. How to create and manage library data, including material libraries and full design templates.
7. How to create and manage a workspace.
8. How to manage users and libraries in a workspace.
9. How to customize a workspace user interface.
10. How to select a workspace for a user session and set it as the default.

5 POLL QUESTIONS SUMMARY RESULTS

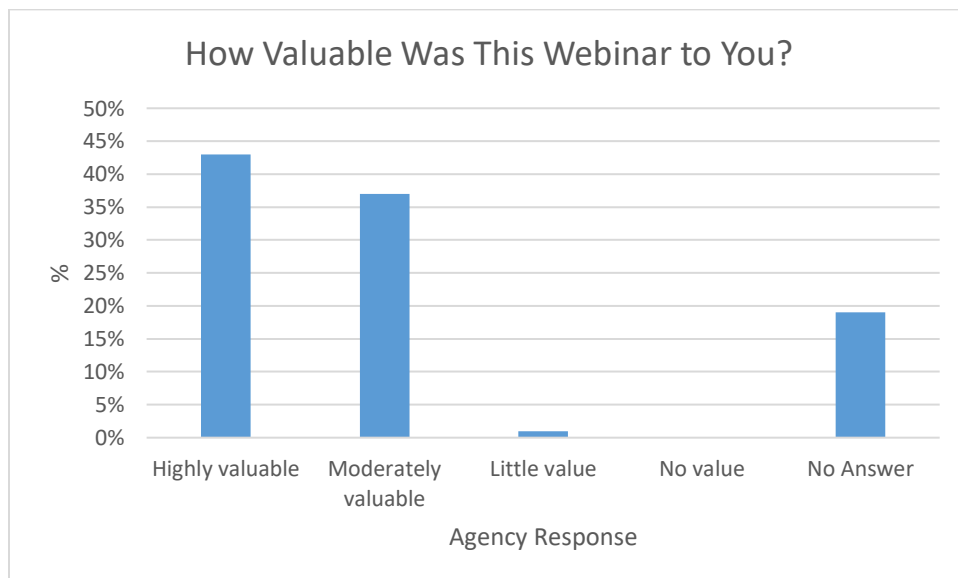
5.1 HAS YOUR AGENCY CREATED OR UTILIZED WORKSPACES OR LIBRARIES IN THE WEB APPLICATION?



5.2 DOES YOUR AGENCY PLAN ON SETTING UP 1 OR MORE WORKSPACES OR LIBRARIES AT YOUR AGENCY?



5.3 HOW VALUABLE WAS THIS WEBINAR TO YOU?



6 WEBINAR QUESTIONS AND ANSWERS

The following provides an answer or response to all questions asked during the webinar.

Q: Integration of climate data is - awesome!!

A: We are happy to hear that!

Q: Does ME v3.0 allow users to change Calibration Factors manually?

A: Yes. The design/project specific calibration factors can be adjusted as in the desktop application

Q: Can we enter the calibration factor from central office so the individual users do not need to enter that for individual projects anymore?

A: Yes, that is possible. You can set up the specific workspace to use only those calibration coefficients. You can also set up different workspaces for different regions, offices, etc.

Q: If a tenant forgets to log out can the admin log them out without removing them?

A: Yes. Going into the user menu and clicking the "Active" button to set them to inactive should log them out/vacate their subscription seat.

Q: Can we have more than one group admin? In case Admin is away.

A: Yes.

Q: What is the limit of max. number of users? How many users can work co-currently? Is that the seat associated with the account?

A: This is dependent on the number of seats in your subscription. You can have a number of concurrent users equal to those seats. I don't believe there is a limit on the number of registered users, but there is a limit on the concurrent users

Q: I do not see an active button in user menu.

A: I was mistaken, it's the "Access" column in the user menu. Clicking the "Yes" should flip it to "No" and that will vacate the seat.

Q: Is there any user manual on this web-based V 3.0 that you can share?

A: Yes, the help manual is available online through the web app.

Q: Does current Calibration Assistance Tool (CAT) be used to perform local calibration for ME v3.0?

A: Yes.

Q: Is there any limit on the number of admins?

A: There is no upper limit, but there is a minimum requirement of one admin.

Q: Is it possible to grant a User access that is outside of an Agency?

A: Yes. Users can be invited via their email and there is no requirement that they reside inside any specific agency.

Q: Okay I can follow up with you. I did disable the access yesterday and it didn't vacate the seat.

A: We will follow up.

Q: Does any server connectivity issue adversely affect performing the design?

A: No. It is possible that if the server is under a heavy load that the design being run may need to sit in the queue. However, we have implemented a "fair queue" service that interweaves analysis requests based on when they were requested. This means the maximum time you might wait in a queue is equivalent to a single run of a design.

Q: Since there maybe a limited number of seats. Is it possible to rank the seat users so that a user maybe bumped?

A: This is not currently possible. However, since the webinar this has been added to the backlog of feature improvements.

Q: Is there any limit on the number of tenants or Is it based on the number of license subscription?

A: There is not a limit on the number of *users* that belong to a tenant. Your agency can invite whoever they like. However, you can only have a number of concurrent users on at a time equal to the number of concurrent license seats you purchase.